

EyeSpecial **C-II**



***Now, everyone in
your dental team
can Shoot !***



Designed Exclusively for Dentistry

*The only one of its kind ...
... designed exclusively for
Smart dentistry*

As easy as AIM and SHOOT ...



Dental photography takes a whole new meaning with SHOFU'S EyeSpecial C-II, the smart digital camera designed exclusively for dentistry. The EyeSpecial C-II, with 12-megapixels sensor and pre-set dental shooting modes, has applications ranging from routine intra-oral photography, dental / orthodontic case presentations to in-lab use by dental technicians.

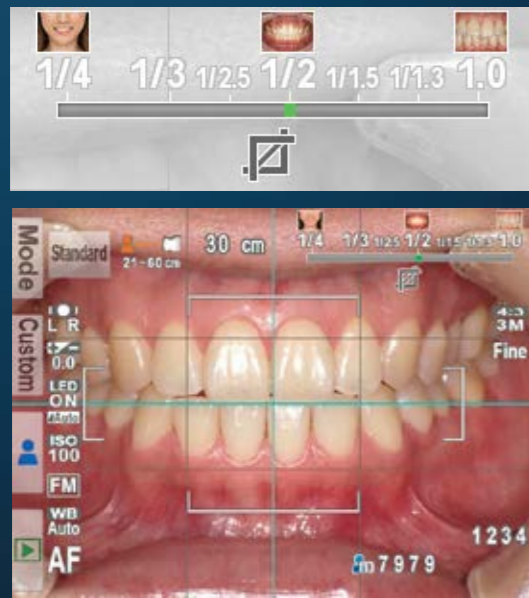
An ultra-light and compact frame allows you to effortlessly capture precise dental images, with just one hand, freeing the other to hold the cheek retractor or mirror. A large LED touchscreen with an intuitive display simplifies usage and eliminates the need for extensive training on dental photography. Images can also be directly uploaded to the computer, tablet or smart phone with a Wi-Fi SD card and easily archived with the Surefile photo management software.



- 8 Pre-set dental shooting modes
- 3.5 inch LED touchscreen with intuitive one-touch operation
- Auto focus and zoom features with built in anti-shake
- Exceptional depth of field and proprietary flashmatic system
- Surefile photo management software
- Auto-cropping function for uniform images
- Water & chemical resistant



Ultra-Light
SIMPLE
 Compact **Accurate**



Easy, Simple & Fool-Proof



- Ready to use, ultra-light, sleek and ergonomically designed compact camera can be held with just one hand, unlike conventional digital dental cameras that are bulky, require additional flash / lens components
- 8 automated, dental pre-set modes fulfil all dental photography needs without requiring any customized settings
- Intuitive display for ease of use, even for those in the team without in-depth knowledge or training on dental photography.

Convenient & Durable

- Large 3.5 inch LED touchscreen for users to view, scroll through images and select preferred options effortlessly
- Compatible with Wi-Fi SD card for instant direct image transfer to computer, tablet or smartphone to facilitate immediate case discussion and treatment planning
- Durable, scratch resistant frame that also exhibits water and chemical resistance, for effective infection control
- Easy illustration of magnification indicator allows selection of appropriate range / ratio while auto cropping function crops image to preferred ratio even when shooting distance is not optimal
- Patient ID management function to register patient specific unique ID
- Additional draw option enables user to highlight area of interest in the image
- PC and Mac compatible, free Surefile photo management software efficiently archives patient images



Precise & Consistent

- Built in auto-focus, zoom (5x Optical zoom) and anti-shake features help to capture precise images every time while minimizing error
- Dental cropping gridlines on the display allows users to take clear, balanced dental photos every time
- Proprietary flashmatic system with automatic flash settings for precise lighting control to capture images in true colour, thus assuring accurate representation of the dental shade
- Exceptional depth of field that is consistent with area of focus required in dental photography, to ensure sharpness and uniformity of the image
- Infra-red, UV and anti-reflection filters in the camera also help to boost image quality

Dental Shooting Modes




STANDARD MODE
For standard intra-oral photography with true colour optimization.
Magnification range: 1/4 – 1.0



SURGERY MODE
For intra-oral photography from a distance, enabled with a pre-set increased zoom.
Magnification range: 1/4 – 1/2



MIRROR MODE
For Intra-oral photography using a mirror. Automatic flash adjustment reduces glare from mirrors and the mirrored image is corrected by flipping the photo horizontally or vertically.
Magnification range: 1/4 – 1.0



FACE MODE
For shooting facial profile and/or upper torso, facilitated by deactivation of auto-cropping feature.
Magnification range: 2.0



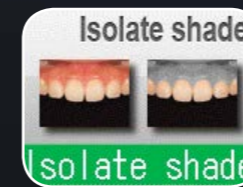
LOW GLARE MODE
For photographing details of anterior teeth, working models and indirect restorations. Glare is minimized by automatic reduction of flash brightness and other internal settings.
Magnification range: 1/4 – 1/2



WHITENING MODE
For shade comparison pre- and post-whitening, where both flash and other internal settings are modified.
Magnification range: 1/4 – 1/2



TELE MACRO MODE
For extreme close-up anterior shots, requires the use of the Macro lens supplied with the camera.
Magnification range: 1.2 – 2.0



ISOLATE SHADE MODE
For isolation of shade for optimal shade matching, by automatically blocking out gingival shades to improve visual acuity of tooth color. A convincing patient communication tool as all minor defects and imperfections on the tooth surface are visible.
Magnification range: 1/4 – 1/2

Specifications

	Item	Specification
Sensor	Kind	Primary Color Filter, Complementary Color Filter
	Size	1/2.33 inch
	Total Pixels	Approx. 12 million pixels (4,164 x 3,050)
	Number of Effective Pixels	Approx. 12 million pixels (4,000 x 3,000)
	Camera Sensitivity	ISO 100 to 400
Lens	Focal length (35mm equivalent)	50 – 175mm
	Max. aperture	3.4 – 8.6
	Zooming method	Optical electric zoom + Electronic zoom
	LPF / IR cut filter	LPF (405 – 664nm), Anti reflection coat / IR cut filter, UV cut
AF	Method	Contrast auto focus
	AF area	Center-weighted / SPOT
	Focus mode	One (single) shot auto focus and manual focus by adjusting the distance
	AF ~ assist light	4 white LED ring
AE	Method	TTL (through the lens) metering / FlashMatic (patented) light control
	AE area	Center-weighted / SPOT / Standard
	Shutter	Electronic and Mechanical shutter
	Shutter speed	1/15 to 1/1000 Automatic change
Record	Record media	SD / SDHC card (max. 32GB)
	Image format	JPEG
	SD Card record format	DCF (Standard / date)
	Image size	12M / 8M / 5M / 3.2M / VGA / 10.6M / 7.1M / 4.3M / 2.8M
	Image quantity	Extra fine / Fine / Standard
	Digital zoom	From x1.05 [1/0/95] to x2 [1/0.5] 10 step
	ExifTag information	In accordance with Exif2.21 + DCF standard
	Information imprinting	Date + Shooting conditions + Patient information Date + Shooting conditions Date
Product Requirements	Power supply	4 Alkaline AA batteries / 4 nickel-hyride batteries
	Battery for built-in clock	SR44 (cannot be replaced by users)
	External power supply	
	Power save function	1 / 2 / 3 / 5 min
	Dimensions	JPEG
	SD Card record format	W176 x D99 x H82mm (accessories not included)
	Weight	465g (accessories not included)
	Operating Temperature / Humidity	0 to 40°C / 10 to 80% (without condensation)
	Storage Temperature / Humidity	-10 to 60°C / 10 to 90%
	Water resistant	Complying with IPX4
	Chemical resistant	Ethanol disinfection

** Order Information: EyeSpecial C-II [PN 5130]

** Compatible with the Eye-FiX2 card – Immediately upload images onto PC, iPad, Tablet or Smartphone

** SureFile Photo management software – Keeps record of patient information



SHOFU INC. 11 Kamitakamatsu-cho, Fukuine, Higashiyama-ku, Kyoto 605 - 0983, Japan (www.shofu.co.jp)
 SHOFU DENTAL ASIA-PACIFIC PTE. LTD. 10 Science Park Road, #03-12 The Alpha, Science Park II, Singapore 117684 (www.shofu.com.sg)
 SHOFU DENTAL TRADING (SHANGHAI) CO. LTD. No.645 Jiye Road, Sheshan Industry Park Songjiang Shanghai 201602, China (www.shofu.com.cn)
 SHOFU DENTAL CORPORATION 1225 Stone Drive, San Marcos, CA 92078-4059, USA (www.shofu.com)
 SHOFU DENTAL GmbH Am Brüll 17, 40878 Ratingen, Germany (www.shofu.de)
 SHOFU UK. Riverside House, River Lawn Road, Tonbridge, Kent TN9 1EP, United Kingdom (www.shofu.co.uk)